



*City of Canterbury*  
*City of Cultural Diversity*

# **Annual Report**

## **2007-08**

### **Overview**

# Table of Contents

## *Overview*

<b>Foreword</b> .....	8
<b>Councillors</b> .....	10
<b>Council Wards</b> .....	11
<b>Organisation</b> .....	12
<b>Organisational Structure</b> .....	13
<b>Integrated Planning</b> .....	14
<b>Financial Performance Summary</b> .....	17

# Foreword

We are delighted to present our 2007-08 Annual Report to the community.

This Annual Report highlights our achievements over the past 12 months. It provides a detailed account of our performance in relation to the projects, services and facilities that were included in our City Plan, and highlights our success in the management of our financial resources in providing them.

The 2007-08 year has been a significant one for the City of Canterbury. Many initiatives have been completed, designed to improve infrastructure and facilities, maintain vital community services, and ensure a continued strong financial position.

To preserve our attractive city we have maintained record spending on infrastructure. This financial year, we spent \$2.5 million as part of our Infrastructure Renewal Program to improve local roads and footpaths. With the help of this program, we have accelerated upgrades to Lakemba town centre and completed works on Campsie town centre to upgrade the main street including: new street furniture, paving and landscaping.

This year we commenced consultation for the redevelopment of the Campsie Civic Centre site, which has been designed to reinvigorate the town centre and strengthen Campsie's role as the City's main business district. We're working to attract new business and employment opportunities to Campsie. The Civic Centre proposal will provide a mix of residential, retail office space and community facilities to serve the needs of our growing community and provide a significant boost to our local economy.

To further attract business and employment to

our City, we are working on a 'Towards 2032 – Canterbury Economic Development and Employment Strategy'. We consulted local businesses on what was needed to help create an environment to foster economic development and conducted a business expo.

We are continually working on processes to streamline the determination of development applications, to ensure that matters are determined on merit and that we have quality designs for our City. This year, we undertook a review of our Independent Hearing and Assessment Panel (IHAP). The review showed that the IHAP has widespread support from both applicants and objectors. It also showed that all parties have more confidence that decisions are being made in an open and transparent way.

We completed the second stage of the Riverwood Wetlands Project which included the construction of the entry off Washington Avenue, drainage swales, shared pathways and the extension of the landscaping. The upgrade has been well received and applauded by the local community.

Work commenced this year on the new Punchbowl multi-purpose community centre. The project is one of the biggest investments in a new community building by Council and will offer programs for people of all ages, from free immunisation services for babies and toddlers, right through to services and facilities for our senior citizens.

We also entered into a partnership with the YMCA, who will be operating the Riverwood Indoor Sports and Recreation Centre – which when constructed will be an ultra modern

leisure facility in our City. The Centre will cater for a variety of indoor sports such as netball, basketball, soccer and volleyball, as well as incorporate a gym, cafeteria and childcare services. We also completed construction of the amenities building at Picken Oval in Croydon Park.

Our libraries continue to deliver a great variety of programs. This year, we expanded our range of resources to disabled people with the purchase of slow speed audio books. We also initiated new heritage projects to recognise local sports people with our 'Path of Sporting Champions' and installed street nameplates around our City explaining the history behind some of our local streets named after World War II battlefields and military personnel.

Our community continued to enjoy the major festivals which we present to promote, local businesses, great community spirit and diverse culture. A highlight this year was the tenth anniversary of the Campsie Food Festival, which coincided with the twentieth anniversary of our Sister City relationship with Eunpyeong-gu, a district of Seoul, South Korea.

We have continued our successful children's programs and services. This year our vacation care program at Harcourt was successfully relocated to Belmore North Public School. Our long day care, family day care, and occasional care and outside school hours care remain popular and well attended.

Maintaining a sustainable environment has also remained a priority. We conducted numerous workshops with residents to educate our community on recycling and sustainable living. Improving the health of the Cooks River remains a priority for Council. To prevent rubbish from

entering the River we have and will continue to install storm water gross pollutant traps. We are also focused on bush regeneration and are working with local volunteers from the Cooks River Valley Association, Al-Ghazzali Centre and the Mudcrabs to extend native plantings along the Cooks River, remove weeds and collect rubbish. We are also participating in the Cooks River Foreshore Group and implementing the foreshore strategy, including the Cooks River Sustainability initiative.

We have been working closely with local residents and businesses across our City to identify services, programs and facilities to cater for our future needs. This is just a snap-shot of the projects we've been working on to make our City a great place to live and work.



Cr Robert Furolo  
**Mayor**



Jim Montague PSM  
**General Manager**

# Councillors



Councillors are elected from each ward to represent the people of the City. The Mayor, Robert Furolo, represents all residents in the City of Canterbury. These were our Councillors during the 2007-08 year.

**Robert Furolo** Mayor



**Mark Adler**



**Fadwa Kebbe**



**Joshua Nam**

**Central Ward**  
Belfield  
Belmore  
Campsie  
Lakemba



**Carlo Favorito**



**Bill Kritharas**



**Ian Latham**

**East Ward**  
Ashbury  
Canterbury  
Clemton Park  
Croydon Park  
Earlwood  
Hurlstone Park



**Michael Hawatt**



**Karl Saleh**



**Brian Robson**  
Deputy Mayor

**West Ward**  
Beverly Hills  
Kingsgrove  
Narwee  
Punchbowl  
Roselands  
Riverwood  
Wiley Park

# Council Wards

Canterbury City Council administers a local government area of 33.4 square kms, covering 17 Sydney suburbs. For electoral purposes, the area is divided into three wards, each represented by three elected Councillors. The Mayor is elected by popular vote.



# Organisation



**Jim Montague PSM**  
General Manager



**Bob Bullivant**  
Director City Works

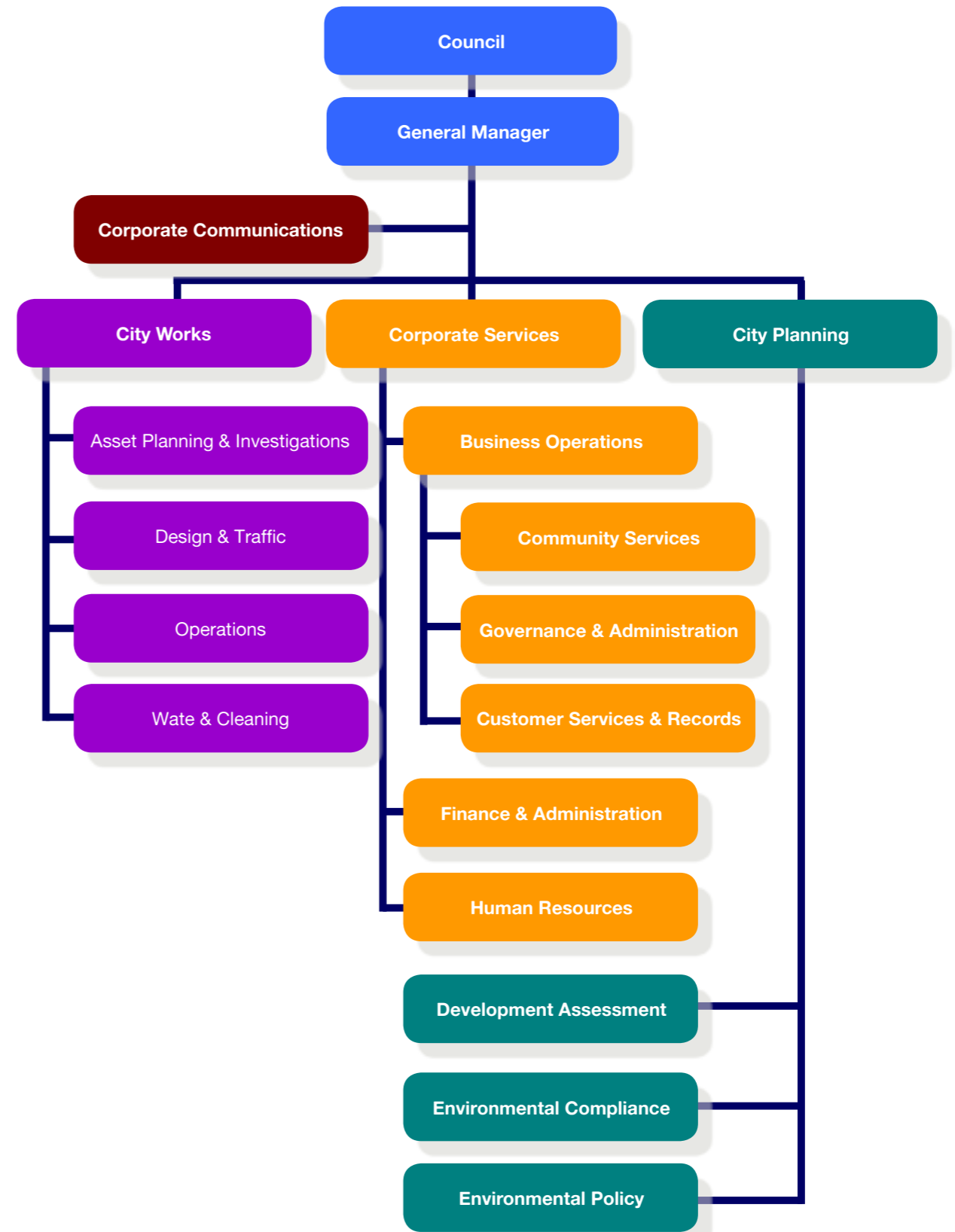


**Lara Kirchner**  
Director Corporate Services



**Robert Davidson**  
Director City Planning

# Organisational Structure



# Integrated Planning

Our integrated planning framework comprises the following plans:

- **10 Year City Strategic Plan** sets the direction for the other plans by describing the future that we want for our City around five themes, each with long term goals, outcomes and priorities.
- **4 Year Delivery Program** describing Services we will deliver and Initiatives we will undertake over the next four years to achieve our Long Term Goals. These are described both by Theme in a Strategic view and by organisational structure in an Operational view. A financial plan is also included.
- **1 Year Operating Plan** describing Services and Service Standards, and Initiatives and performance Measures to be delivered by each functional area of the organisation in the coming year.

This Annual Report outlines our performance in relation to the 2007-08 Operating Plan.



## Our mission

Canterbury City Council exists to build sustainable communities through democratic leadership and stewardship of public resources.

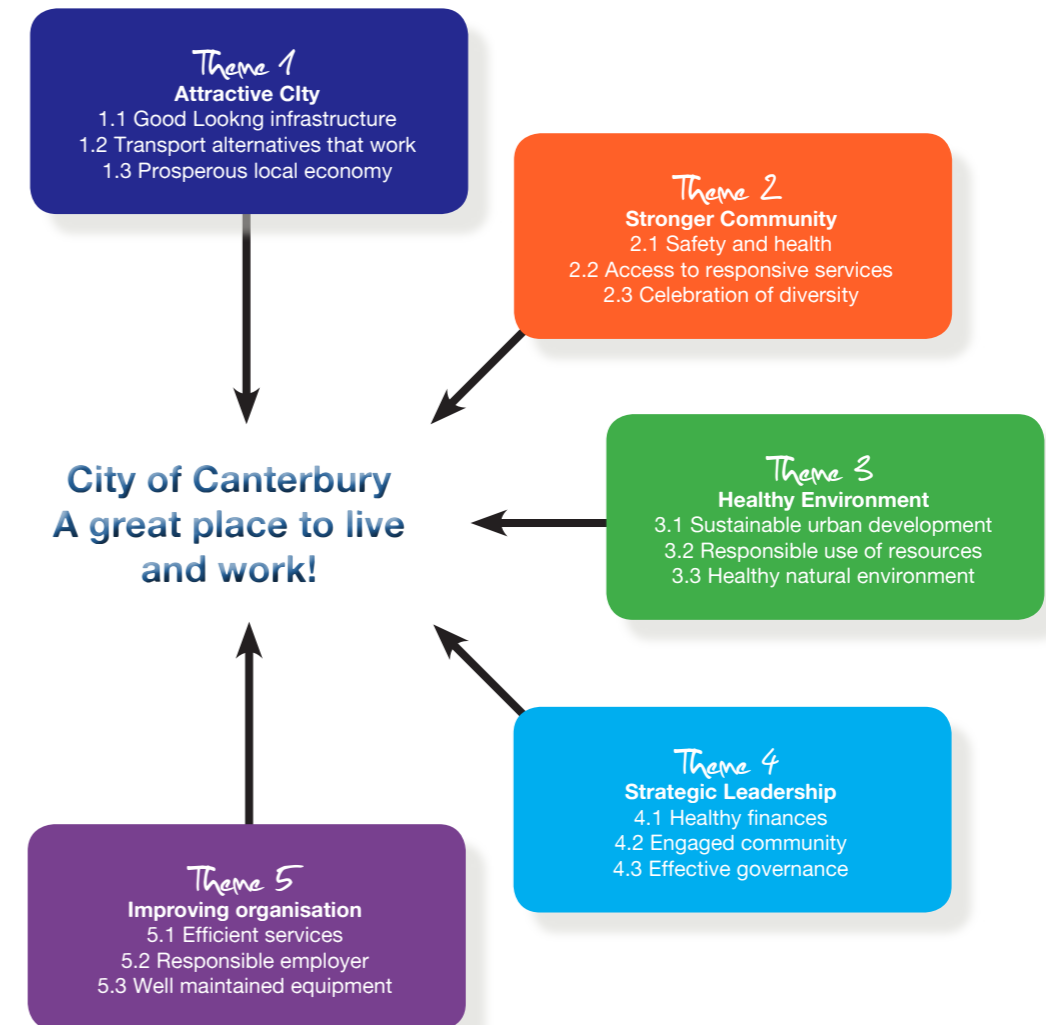
## Our vision

Our vision is:

**The City of Canterbury...  
...a great place to live and work!**

We have used themes and Long Term Goals to describe what this means. These are pictured below.

Our Annual Report this year describes our activities for each theme.



## Our Values

Values are beliefs we have that provide a basis for choices we make. They ultimately determine the quality of our lives.

We have expressed these as simple action statements.

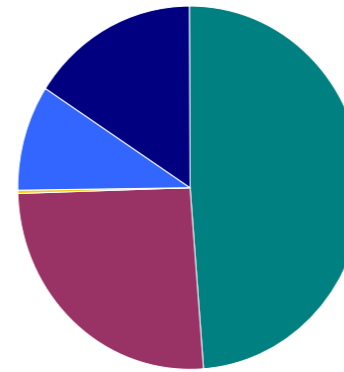
The pictorial format is inspired by the new pavements in Beamish Street, Campsie. It represents being on a path going somewhere.

The lighter colour represents a boundary, setting the direction. The other statements describe the way we go about doing what we do.

we are responsible to council and our community	we respect and value people	we don't tolerate discrimination, bullying or harassment	we accept responsibility for our actions
through the City Strategic Plan	we welcome diversity	the way we want to do things here	we act with integrity
to achieve real improvements in quality of life	we encourage innovative contributions	we seek to learn and continually improve	we recognise and celebrate success
for people living and working in the City of Canterbury	we operate fairly and transparently	we make all decisions based on merit	we manage risk responsibly

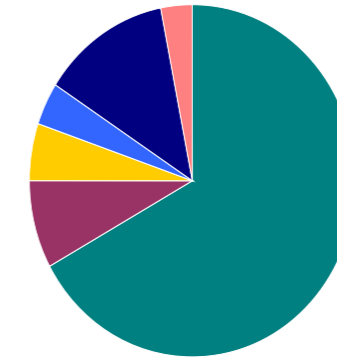
## Financial Performance Summary

Expenses for Ordinary Activities



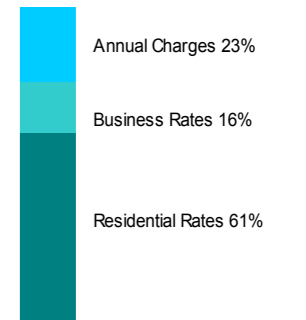
- Employee Costs 48.5%
- Materials & Contracts 26%
- Borrowing Costs 0.1%
- Depreciation 9.6%
- Other Expenses 15.8%

Revenue from Ordinary Activities

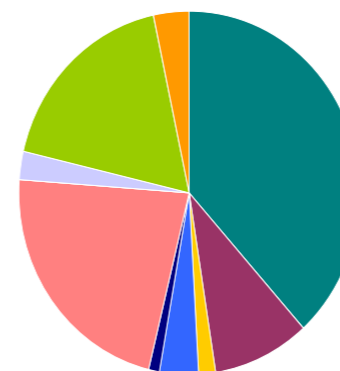


- Rates & Annual Charges 66.8%
- User Charges & Fees 8.0%
- Interest Received 5.4%
- Other Revenues 4.0%
- Grants & Contributions - Operating 12.8%
- Grants & Contributions - Capital 3.0%
- Profit from Disposal of Assets 0%

Rates and Annual Charges

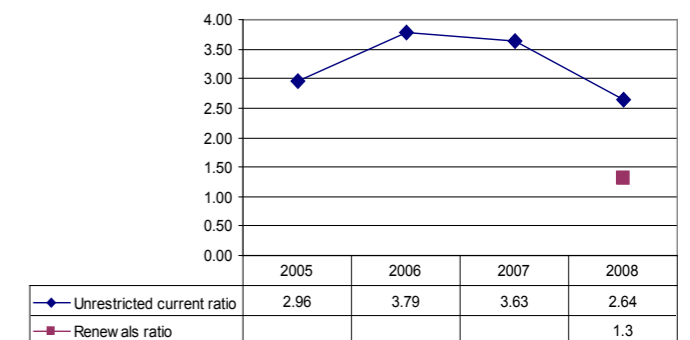


Cost of Council Activities



- Administration 38.4%
- Community services & education 9.1%
- Economic affairs 1.6%
- Governance 3.7%
- Health 1.3%
- Housing & community amenities 22.2%
- Mining manufacturing & construction 0.0%
- Public order safety 2.5%
- Recreation & culture 18.0%
- Transport & communication 3.2%

Financial Indicators



Financial Indicators

